



RARRR! Skyscraper #1 Model!

Cut out & assemble your skyscraper paper model. Be sure to play the RARRR! card game!

 Cut solid lines. For best results use an X-Acto knife.

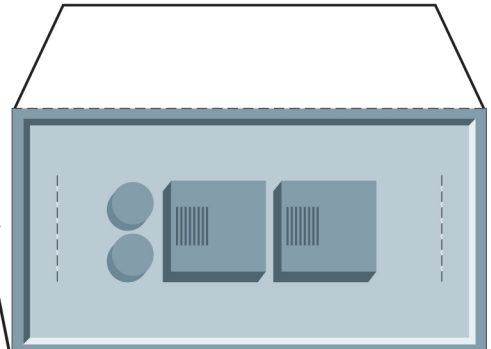
 Fold dashed lines. If you're daring you can lightly score the dashed lines to make folding easier.

Your skyscraper should look like this when assembled.



If you're building a multi-part skyscraper, cut the dotted lines on the roof and insert tabs of building #2.

Be careful cutting out the parts!



Fold and glue all white tabs to the inside of the building.

