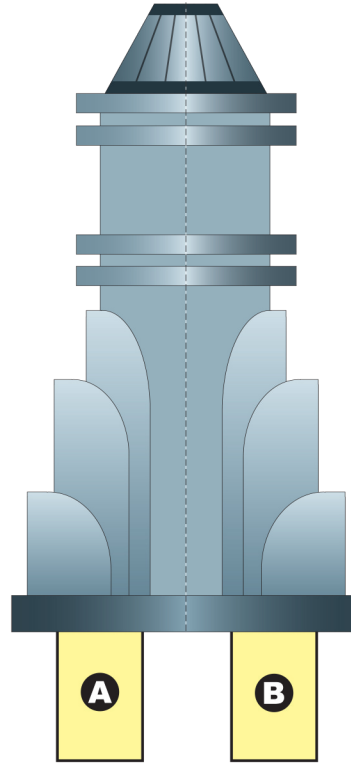
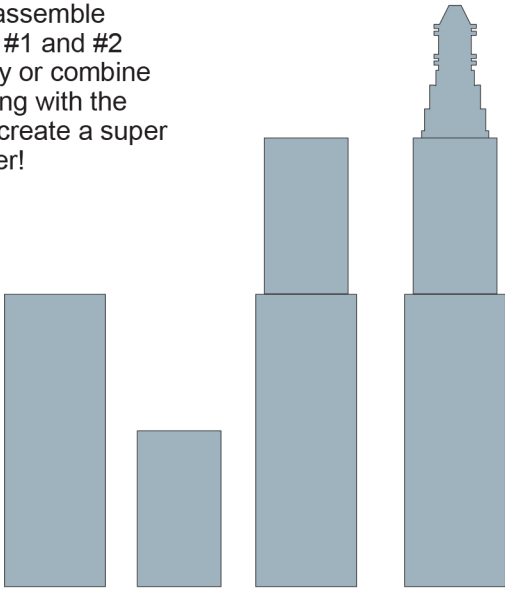


# RARRR! Skyscraper #2 Model!

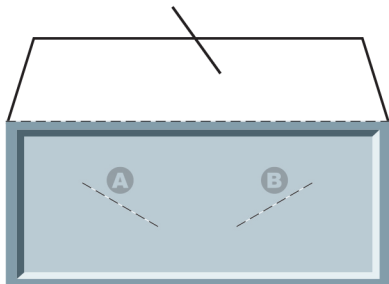
Cut out and assemble your very own skyscraper paper model.  
Be sure to play the RARRR! card game!

You can assemble Buildings #1 and #2 separately or combine them, along with the tower, to create a super skyscraper!




Optional tower can be placed on top of building #2


Fold and glue all white tabs to the inside of the building.



If you're constructing a multi-part skyscraper, put the A and B tower tabs here



 Cut solid lines. For best results use an X-Acto knife.

 Fold dashed lines. If you're daring you can lightly score the dashed lines to make folding easier.

**Be careful cutting out the parts!**



If you're constructing a multi-part skyscraper, leave the yellow tabs on. If you're making a shorter one, cut the yellow tabs off.